

35 YEARS!

NAMI NC is proud to celebrate our 35th year of improving the lives of North Carolinians affected by mental illness. NAMI NC provides training and assistance to our affiliates who offer free education and support designed to help families and individuals improve their quality of life. Our conferences are designed to educate, facilitate networking, and empower our diverse population. Mental health awareness and advocacy campaigns build community support and improve legislation.

Here are a few samples of how NAMI NC, our affiliates, volunteers, donors, and members made a difference this past fiscal year.



36,117
UNIQUE WEBSITE VISITORS
6,000+ FOLLOWERS



1,235 HELPLINE CONTACTS

In 2018-19 our helpline supported individuals from 77 counties, providing free information and referrals to our partner organizations.

2018-19 CONFERENCES

OVER 300 IN ATTENDANCE | 28 SESSIONS



Photo by George Reynolds

Through hurricane warnings, and other acts of nature, NAMI NC-supported conferences included our Annual Statewide Conference held in Greensboro, our Leadership Conference in Durham, and an Eastern Regional Conference in Pitt County.

45 SPEAKERS | 47 EXHIBITORS



120 NEW PROGRAM LEADERS TRAINED

Hats off to all of our Program Leaders, who are NAMI's volunteer teachers, facilitators, and/or presenters of our various programs. Together, over 2,000 individuals received valuable information and support from their tireless efforts. Thank you!

2019 NAMIWALKS

OVER \$155,000 RAISED
1,393 IN ATTENDANCE

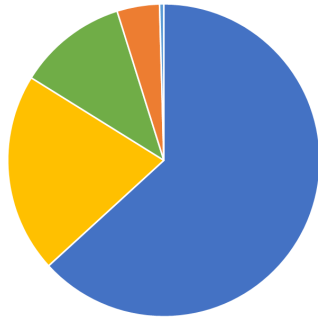


This superhero-themed event had super results. Our biggest awareness event of the year!

We could not fulfill the mission of NAMI NC without help from donors, partners, affiliates, and volunteers. Our sincere thanks to all who have supported our efforts this year!

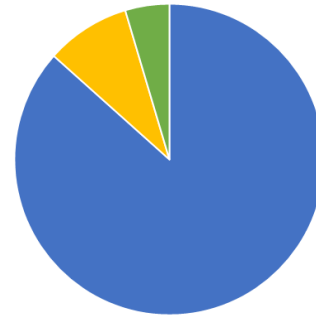
FISCAL YEAR 2019 PRELIMINARY FINANCIAL OVERVIEW (UNAUDITED*)

INCOME



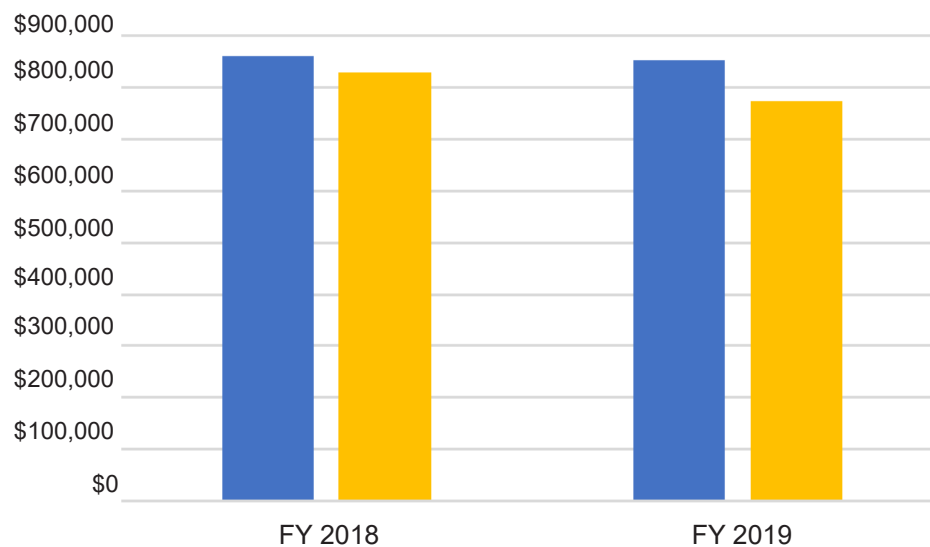
- Government Contracts/Grants 62.2%
- Special Events 20.6%
- Member/Donor Contributions 11.3%
- Net Investment Income 4.4%
- Miscellaneous Income/In-Kind Donations 0.4%

EXPENSE



- Program 86.5%
- Fundraising 8.8%
- General and Administrative 4.6%

2018 - 2019 NAMI NC FISCAL YEAR TOTAL INCOME & EXPENSES



*The reported figures are for the fiscal year ending June 30, 2019 and are unaudited as of press time. Audited financial documents will be made available at www.naminc.org when complete.